



# Corporate Peer Comparison Tool (CPC)

## Attacq Limited

FTSE Industry Classification Benchmark ( ICB ): Financials - Real Estate - Real Estate Investment & Services - Real Estate Holding & Development

ESG Rating - Theme Scores

ESG Rating date: 18 Jun 2018

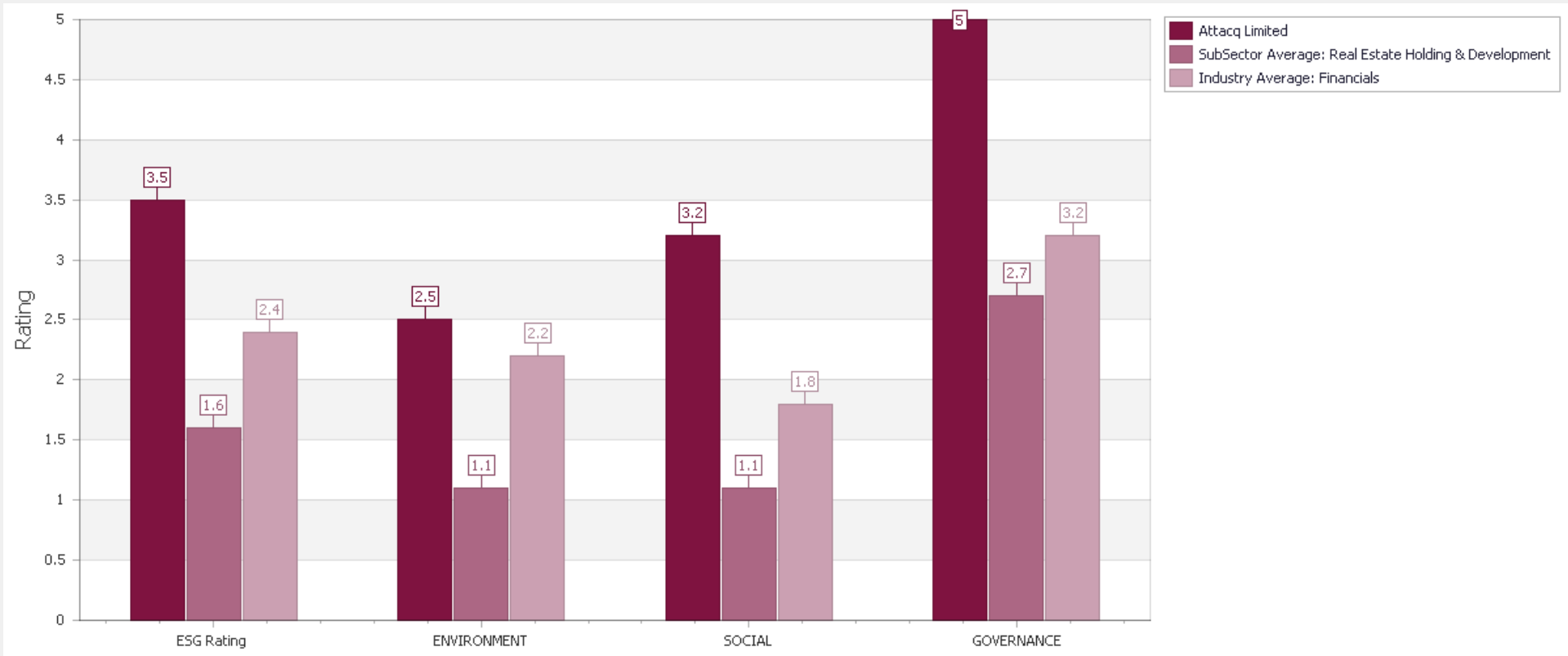
**ESG Rating: 3.5**  
 ICB Supersector: Real Estate  
 Percentile rank: 84

Exposure levels: High Medium Low

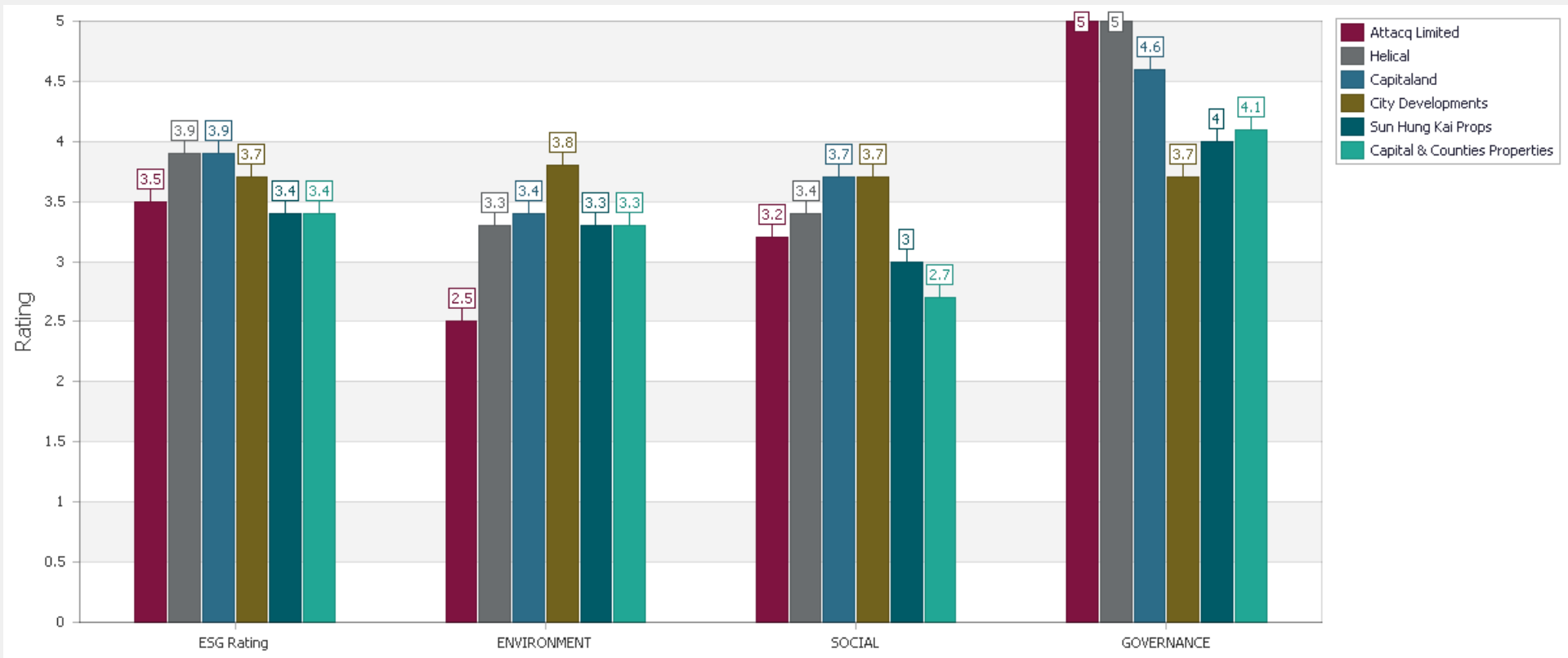
Score / Rating: 0 to 5 (higher scores are better)

<b>Environment Score: 2.5</b> ICB Supersector decile rank: 6	<b>Social Score: 3.2</b> ICB Supersector decile rank: 9	<b>Governance Score: 5.0</b> ICB Supersector decile rank: 10
Pollution & Resources Score: 2	Labour Standards Score: 4	Risk Management Score: 5
Environmental Supply Chain Score: 3	Health & Safety Score: 3	Corporate Governance Score: 5
Climate Change Score: 3	Social Supply Chain Score: 2	Anti-Corruption Score: 5
Biodiversity Score: 2	Human Rights & Community Score: 5	

# Attacq Limited vs SubSector and Industry averages

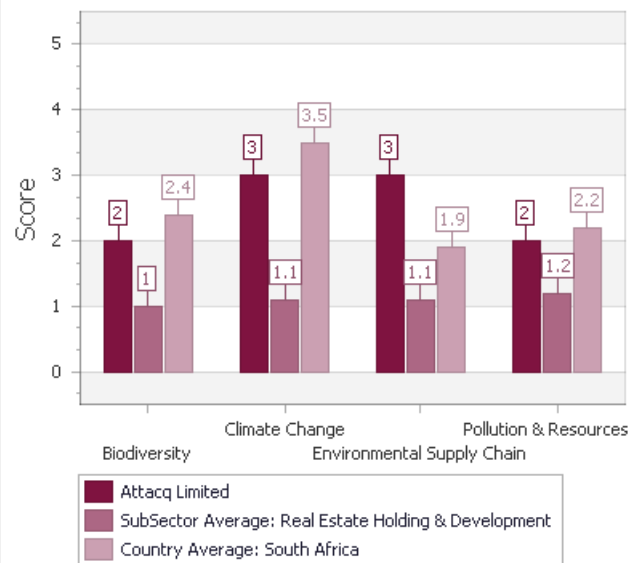


# Attacq Limited vs Top 5 SubSector Peers

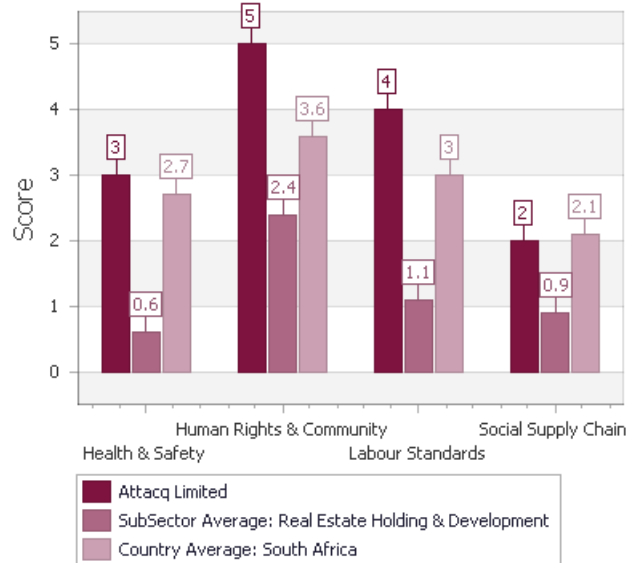


# Attacq Limited vs SubSector and Country averages

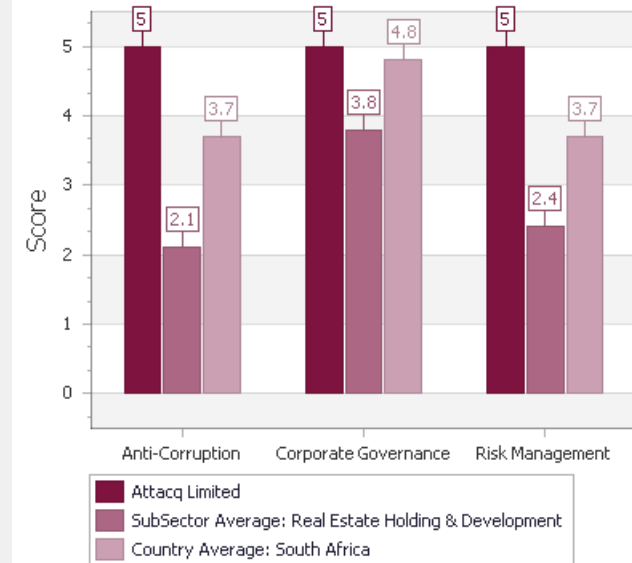
## Environmental Themes



## Social Themes



## Governance Themes



# Important information

© 2018 London Stock Exchange Group plc and its applicable group undertakings (the "LSE Group"). The LSE Group includes (1) FTSE International Limited ("FTSE"), (2) Frank Russell Company ("Russell"), (3) FTSE TMX Global Debt Capital Markets Inc. and FTSE TMX Global Debt Capital Markets Limited (together, "FTSE TMX"), (4) MTSNext Limited ("MTSNext"), (5) Mergent, Inc. ("Mergent"), (6) FTSE Fixed Income LLC ("FTSE FI") and (7) The Yield Book Inc. ("YB"). All rights reserved.

FTSE Russell® is a trading name of FTSE, Russell, FTSE TMX, MTS Next Limited, Mergent, FTSE FI and YB. "FTSE®", "Russell®", "FTSE Russell®", "MTS®", "FTSE TMX®", "FTSE4Good®", "ICB®", "Mergent®", "WorldBIG®", "USBIG®", "EuroBIG®", "AusBIG®", "The Yield Book®", and all other trademarks and service marks used herein (whether registered or unregistered) are trademarks and/or service marks owned or licensed by the applicable member of the LSE Group or their respective licensors and are owned, or used under licence, by FTSE, Russell, MTSNext, FTSE TMX, Mergent, FTSE FI or YB.

All information is provided for information purposes only. All information and data contained in this publication is obtained by the LSE Group, from sources believed by it to be accurate and reliable. Because of the possibility of human and mechanical error as well as other factors, however, such information and data is provided "as is" without warranty of any kind. No member of the LSE Group nor their respective directors, officers, employees, partners or licensors make any claim, prediction, warranty or representation whatsoever, expressly or impliedly, either as to the accuracy, timeliness, completeness, merchantability of any information or of results to be obtained from the use of the FTSE Russell products or the fitness or suitability of the FTSE Russell products for any particular purpose to which they might be put. Any representation of historical data accessible through FTSE Russell products is provided for information purposes only and is not a reliable indicator of future performance.

No responsibility or liability can be accepted by any member of the LSE Group nor their respective directors, officers, employees, partners or licensors for (a) any loss or damage in whole or in part caused by, resulting from, or relating to any error (negligent or otherwise) or other circumstance involved in procuring, collecting, compiling, interpreting, analysing, editing, transcribing, transmitting, communicating or delivering any such information or data or from use of this document or links to this document or (b) any direct, indirect, special, consequential or incidental damages whatsoever, even if any member of the LSE Group is advised in advance of the possibility of such damages, resulting from the use of, or inability to use, such information.

No member of the LSE Group nor their respective directors, officers, employees, partners or licensors provide investment advice and nothing contained in this document or accessible through FTSE Russell products, including statistical data and industry reports, should be taken as constituting financial or investment advice or a financial promotion.

No part of this information may be reproduced, stored in a retrieval system or transmitted in any form or by any means, electronic, mechanical, photocopying, recording or otherwise, without prior written permission of the applicable member of the LSE Group. Use and distribution of the LSE Group data requires a licence from FTSE, Russell, FTSE TMX, MTSNext, Mergent, FTSE FI, YB and/or their respective licensors.

Past performance is no guarantee of future results. Charts and graphs are provided for illustrative purposes only. Index returns shown may not represent the results of the actual trading of investable assets. Certain returns shown may reflect back-tested performance. All performance presented prior to the index inception date is back-tested performance. Back-tested performance is not actual performance, but is hypothetical. The back-test calculations are based on the same methodology that was in effect when the index was officially launched. However, back-tested data may reflect the application of the index methodology with the benefit of hindsight, and the historic calculations of an index may change from month to month based on revisions to the underlying economic data used in the calculation of the index.